



PATIENT & CAREGIVER EDUCATION

About Your Endoscopic Submucosal Dissection (ESD) with an Upper Endoscopy

This information will help you get ready for your endoscopic submucosal dissection (en-doh-SKAH-piksub-myoo-KOH-sul dy-SEK-shun) procedure at MSK. Read this resource at least once before your procedure. Use it as a reference in the days leading up to your procedure.

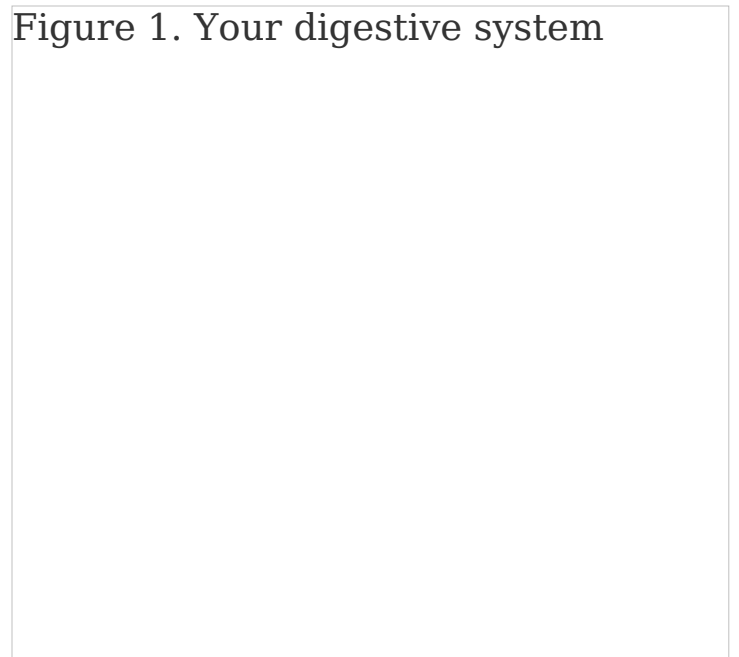
What is an endoscopic submucosal dissection?

An ESD is a procedure to remove tumors in your digestive tract. Your digestive tract is made up of your esophagus (food pipe), stomach, small intestine, large intestine (colon), and rectum (see Figure 1).

A gastroenterologist (GAS-troh-EN-teh-RAH-loh-jist) will usually do your ESD during an endoscopy (en-DOS-koh-pee) procedure. A gastroenterologist is a doctor with special training in the gastrointestinal (GI) system. This includes the esophagus, stomach, and intestines.

Sometimes, the doctor cannot do an ESD during an endoscopy. Talk with

Figure 1. Your digestive system



your healthcare provider about what to expect and how to get ready for your ESD. Follow the instructions in this resource carefully.

During your procedure, your doctor will place a flexible tube, called an endoscope into your mouth. They will guide the endoscope down your esophagus, into your stomach, and into your small intestine (see Figure 1).

The scope is connected to a video monitor. This allows them to see the inside your intestines and look for anything that is not normal on the video monitor. They will use the scope to remove any tumors and stitch the area, if needed. When they're finished, they will remove the scope.

Figure 2 shows the tumor removal process:

Figure 2. Tumor removal process.

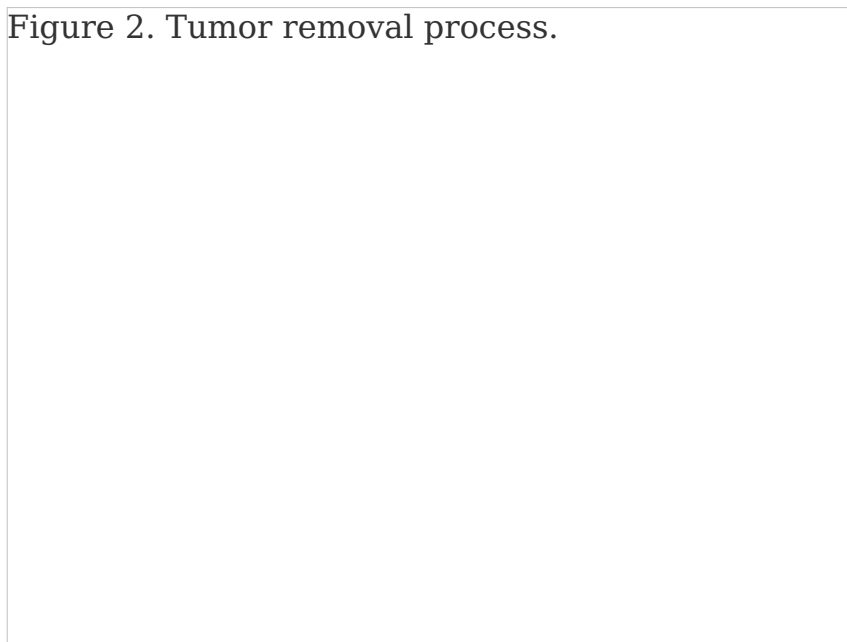


Figure 2. Tumor removal process.

Your procedure usually takes 1 to 3 hours, but sometimes it may be longer.

What to do 2 weeks before your procedure

Ask about your medications

You may need to stop taking some of your medications before your procedure. Talk with your healthcare provider about which medications are safe for you to stop taking. We have included some common examples below.

Do not stop taking any of your medications without talking with your healthcare provider first.

Anticoagulants

If you take a blood thinner (medication that affects the way your blood clots), ask the healthcare provider who prescribes it for you when you should stop taking it, and how many days until you need to start taking it again. Be sure to share this information with the healthcare provider that will perform your ESD.

Examples of common blood thinners are listed below. There are others, so be sure your care team knows all the medicine you take. **Do not stop taking your blood thinner without talking with a member of your care team.**

- Apixaban (Eliquis®)
- Aspirin
- Celecoxib (Celebrex®)
- Cilostazol (Pletal®)
- Clopidogrel (Plavix®)
- Dabigatran (Pradaxa®)
- Dalteparin (Fragmin®)
- Dipyridamole (Persantine®)
- Meloxicam (Mobic®)
- Nonsteroidal anti-inflammatory drugs (NSAIDs), such as ibuprofen (Advil®, Motrin®) and naproxen (Aleve®)
- Pentoxifylline (Trental®)
- Prasugrel (Effient®)
- Rivaroxaban (Xarelto®)
- Sulfasalazine (Azulfidine®),

- Edoxaban (Savaysa®)
- Enoxaparin (Lovenox®)
- Fondaparinux (Arixtra®)
- Heparin (shot under your skin)
- Sulfazine®
- Ticagrelor (Brilinta®)
- Tinzaparin (Innohep®)
- Warfarin (Jantoven®, Coumadin®)

Medications for diabetes

If you take insulin or other medications for diabetes, you may need to change the dose. Ask the healthcare provider who prescribes your diabetes medication what you should do the day before and the morning of your procedure.

If you take metformin (such as Glucophage® or Glumetza®) or a medication that contains metformin (such as Janumet®), don't take it the day before or the day of your procedure.

Get a letter from your healthcare provider, if needed

A clearance letter is a letter from your doctor that says it's safe for you to have a procedure. You may need to get one or more clearance letters before your procedure. Your MSK healthcare provider will tell you if you do. They must have your clearance letter at least 1 day before your procedure.

Clearance letter for an automatic implantable cardioverter-defibrillator (AICD) or permanent pacemaker (PPM)

Tell your MSK healthcare provider if you have an AICD or PPM. You will need a clearance letter from your cardiologist (heart doctor).

Clearance Letter for Other Symptoms

You'll need a clearance letter from a doctor if you've had any of these during the last 6 weeks:

- Chest pain.
- Trouble breathing that's new or has gotten worse.
- Fainting.

What to do 1 week before your procedure

Stop taking certain medications

If you take aspirin, ask the healthcare provider that prescribes it to you if you can stop taking it 1 week before your procedure. Aspirin and medications that contain aspirin can cause bleeding. Read *How To Check if a Medicine or Supplement Has Aspirin, Other NSAIDs, Vitamin E, or Fish Oil* (<https://sandbox18.mskcc.org/pe/check-med-supplement>) to learn more.

If your healthcare provider doesn't want you to stop taking aspirin, tell the healthcare provider doing your ESD procedure at least 10 days before the procedure.

Arrange for someone to take you home

If your doctor cannot do an ESD during your procedure, you must have a responsible care partner take you home afterwards. A responsible care partner is someone who can help you get home safely. They should be able to contact your care team if they have any concerns. Make sure to plan this before the day of your procedure.

If you don't have a responsible care partner to take you home, call one of the agencies below. They'll send someone to go home with you. There's a charge for this service, and you'll need to provide transportation. It's OK to use a taxi or car service, but you still need a responsible care partner with you.

Agencies in New York

Agencies in New Jersey

What to do 3 days before your procedure

An endoscopy nurse will call you between 8 a.m. and 6 p.m. 3 days before your procedure. They will review the instructions in this guide with you and ask you questions about your medical history. The nurse will also review your medications and tell you which medications to take the morning of your procedure.

What to do 2 days before your procedure

If you take an iron supplement, you'll need to stop taking it 2 days before your procedure. Iron supplements can cause dark stains in your digestive (GI) path, which can make it harder for your healthcare provider to see it clearly.

What to do the day before your procedure


Note the time of your procedure

A staff member will call you after noon (12 p.m.) the day before your procedure. If your procedure is scheduled for a Monday, they will call you on the Friday before. If you do not get a call by 7 p.m., call 212-639-5014, or the Admissions Office at 212-639-7882.

The staff member will tell you what time to get to the hospital for your procedure. They will also remind you where to go.

If you need to cancel your procedure, call the healthcare provider who scheduled it for you.

Instructions for eating and drinking: 8 hours before your arrival time



- **Stop eating 8 hours before your arrival time, if you have not already.**
 - Your healthcare provider may tell you to stop eating earlier. If they do, follow their instructions.
- 8 hours before your arrival time, do not eat or drink anything except these clear liquids:
 - Water.
 - Soda.
 - Clear juices, such as lemonade, apple, and cranberry juices. Do not drink orange juice or juices with pulp.
 - Black coffee or tea (without any type of milk or creamer).
 - Sports drinks, such as Gatorade®.
 - Gelatin, such as Jell-O®.

You can keep having these until 2 hours before your arrival time.

What to do the day of your procedure

Instructions for drinking: 2 hours before your arrival time



Stop drinking 2 hours before your arrival time. This includes water.

Things to remember

- Take only the medications you were told to take the morning of your procedure. Take them with a few sips of water.
- Don't put any lotions, creams, or powder on your chest or arms.
- Remove any jewelry, including body piercings.
- Leave all valuables, such as credit cards and jewelry, at home. There won't be lockers available to store your valuables in.
- If you wear contacts, wear your eyeglasses instead.

What to bring

- Your rescue inhaler (such as albuterol (Ventolin®) for asthma), if you have one.
- A case for your eyeglasses.
- Your Health Care Proxy form, if you have completed one.
- If you have an implanted pacemaker or cardioverter-defibrillator (AICD), bring your wallet card with you.

Where to go

Your procedure will take place at one of these locations:

David H. Koch Center

530 East 74th Street
New York, NY 10021

The Koch Center parking garage is located at 530 East 74th street off of York Avenue. Paid valet parking is available every day from 5 a.m. to 10 p.m.

When you arrive, take the elevator to the 8th floor.

Endoscopy Suite at Memorial Hospital (MSK's main hospital)

1275 York Avenue (between East 67th and East 68th Streets)
New York, NY 10065

MSK's parking garage is on East 66th Street between York and 1st avenues. If you have questions about prices, call 212-639-2338.

To get to the garage, turn onto East 66th Street from York Avenue. The garage is about a quarter of a block in from York Avenue. It's on the right (north) side of the street. There's a tunnel you can walk through that connects the garage to the hospital.

There are other parking garages on:

- East 69th Street between 1st and 2nd avenues.
- East 67th Street between York and 1st avenues.
- East 65th Street between 1st and 2nd avenues.

Paid valet parking is available at Memorial Hospital.

When you arrive, take the B elevator to the 2nd floor. Turn right and enter the Endoscopy/Surgical Day Hospital Suite through the glass doors.

What to expect when you arrive

When it's time for your procedure, a member of your care team will bring you into the procedure room. Your care team will attach equipment to monitor your heart, breathing, and blood pressure. You'll get oxygen through a thin tube that rests below your nose. They'll also place a mouth guard over your teeth to protect them.

Your nurse or anesthesiologist will place an intravenous (IV) line into a vein, usually in your arm or hand. You'll get anesthesia through your IV, which will make you fall asleep. Once you're asleep, your doctor will start the procedure. Your procedure usually takes 1 to 3 hours, but sometimes it may be longer.

What to do after your ESD procedure

Inside the Post-Anesthesia Care Unit (PACU)

When you wake up, you'll be in the PACU. Your nurse will continue to monitor your heart, breathing, and blood pressure.

If your doctor did an ESD, you'll need to stay in the hospital overnight so your nurse can monitor you. You'll move to an inpatient bed when one is available. If you do not have any issues overnight, you'll be able to leave the hospital the next day.

If your doctor did not do an ESD, you can go home the same day. You must have a responsible care partner take you home afterwards.

At home

For the first 7 days after your procedure:

- Do not drink alcohol.
- Do not do any strenuous exercise (such as jogging and tennis).
- Do not lift anything heavier than 10 pounds (4.5 kilograms).
- Try to stay local, and don't travel long distances, such as outside of the country.

Most people can go back to work 7 days after having this procedure, but everyone is different, so it may be shorter or longer for you. If you need to do a lot of heavy lifting at your job, talk with your healthcare provider before going back to work.

Follow-up care

You'll have a follow-up visit with your healthcare provider 2 weeks after your procedure. During this visit, they will talk with you about your results and go over a treatment plan.

When to call your healthcare provider

Call your healthcare provider if you have:

- A fever of 101 °F (38.3 °C) or higher.
- Intense pain, hardness, or swelling in your abdomen (belly).
- Blood in your vomit (throw up).
- Intense throat pain that won't go away.
- Weakness, faintness, or both.
- Dark stools (poop) or blood in your stool.
- Any other questions or concerns.

If you have chest pain or trouble breathing, call 911 or go to your nearest emergency room.

Contact information

If you have any questions or concerns, call Dr. Nishimura's office at 212-639-6029, or Dr. Beauvais' office at 212-639-5909. You can reach a staff member Monday through Friday from 9 a.m. to 5 p.m. After 5 p.m., during the weekend, and on holidays, call 212-639-2000 and ask for the GI doctor on call.

For more resources, visit www.mskcc.org/pe to search our virtual library.

About Your Endoscopic Submucosal Dissection (ESD) with an Upper Endoscopy - Last updated on November 21, 2023

All rights owned and reserved by Memorial Sloan Kettering Cancer Center